











**World Championship Nat. Teams Three Cushion 14. till 17. February 2008 -- Viersen (GE)**  
**Quarter Final Matches**

| Nation  | Players                | Match players          | S1-Car | S1-Inn | S2-Car  | S2-Inn            | S3-Car   | S3-Inn | S4-Car | S4-Inn | S5-Car | S5-Inn | T-car | T-Inn | Av    | Game Point | Ba-Sets | HR |  |
|---|------------------------|------------------------|--------|--------|---------|-------------------|----------|--------|--------|--------|--------|--------|-------|-------|-------|------------|---------|----|--|
| FRANCE  | BURY Jeremy            | BURY Jeremy            | 12     | 11     | 9       | 6                 | 15       | 5      | 1      | 2      |        |        | 37    | 24    | 1,541 | 0          | -2      | 7  |  |
|   | ROUX Jean-Christophe   | KIM Kyung-Roul         | 15     | 11     | 15      | 7                 | 4        | 4      | 15     | 3      |        |        | 49    | 25    | 1,960 | 1          | 2       | 9  |  |
| KOREA   | KIM Kyung-Roul         | ROUX Jean-Christophe   | 11     | 9      | 9       | 7                 | 15       | 12     | 10     | 7      |        |        | 45    | 35    | 1,285 | 0          | -1      | 6  |  |
|   | CHOI Sung Won          | CHOI Sung Won          | 15     | 10     | 15      | 7                 | 10       | 12     | 10     | 7      |        |        | 50    | 36    | 1,388 | 1          | 1       | 6  |  |
| <br><i>Union Mondiale de Billard</i>               |                        | <b>Teams</b>           | T-Car  | T-Inn  | Gen. Av | Total Game Points | +VE Sets | HR     | DRW    | Place  | MP     |        |       |       |       |            |         |    |  |
|   |                        | FRANCE                 | 82     | 59     | 1,389   | 0                 | -3       | 7      |        | 2      | 0      |        |       |       |       |            |         |    |  |
|   |                        | KOREA                  | 99     | 61     | 1,622   | 2                 | 3        | 9      |        | 1      | 2      |        |       |       |       |            |         |    |  |
| <br>THE BELGIAN BILLARD BALLS                    |                        |                        |        |        |         |                   |          |        |        |        |        |        |       |       |       |            |         |    |  |
| Nation  | Players                | Match players          | S1-Car | S1-Inn | S2-Car  | S2-Inn            | S3-Car   | S3-Inn | S4-Car | S4-Inn | S5-Car | S5-Inn | T-car | T-Inn | Av    | Game Point | Ba-Sets | HR |  |
| SWEDEN A  | BLOMDAHL Torbjorn      | BLOMDAHL Torbjorn      | 15     | 10     | 15      | 7                 | 8        | 6      | 2      | 4      | 15     | 2      | 55    | 29    | 1,896 | 1          | 1       | 9  |  |
|   | NILSSON Michael        | LEPPENS Eddy           | 5      | 9      | 14      | 7                 | 15       | 6      | 15     | 5      | 6      | 1      | 55    | 28    | 1,964 | 0          | -1      | 11 |  |
| BELGIUM   | LEPPENS Eddy           | NILSSON Michael        | 15     | 6      | 15      | 7                 | 13       | 10     | 5      | 7      | 15     | 9      | 63    | 39    | 1,615 | 1          | 1       | 7  |  |
|   | FORTON Francis         | FORTON Francis         | 9      | 5      | 9       | 7                 | 15       | 10     | 15     | 8      | 5      | 8      | 53    | 38    | 1,394 | 0          | -1      | 7  |  |
| <br><i>Confédération Européenne de Billard</i>    |                        | <b>Teams</b>           | T-Car  | T-Inn  | Gen. Av | Total Game Points | +VE Sets | HR     | DRW    | Place  | MP     |        |       |       |       |            |         |    |  |
|   |                        | SWEDEN A               | 118    | 68     | 1,735   | 2                 | 2        | 9      |        | 1      | 2      |        |       |       |       |            |         |    |  |
|   |                        | BELGIUM                | 108    | 66     | 1,636   | 0                 | -2       | 11     |        | 2      | 0      |        |       |       |       |            |         |    |  |
|   |                        |                        |        |        |         |                   |          |        |        |        |        |        |       |       |       |            |         |    |  |
| Nation  | Players                | Match players          | S1-Car | S1-Inn | S2-Car  | S2-Inn            | S3-Car   | S3-Inn | S4-Car | S4-Inn | S5-Car | S5-Inn | T-car | T-Inn | Av    | Game Point | Ba-Sets | HR |  |
| GERMANY   | RUDOLPH Christian      | RUDOLPH Christian      | 15     | 10     | 4       | 10                | 15       | 7      | 8      | 9      | 1      | 4      | 43    | 40    | 1,075 | 0          | 0       | 4  |  |
|   | HORN Martin            | SANCHEZ Daniel         | 13     | 9      | 15      | 11                | 10       | 6      | 15     | 10     | 4      | 4      | 57    | 40    | 1,425 | 0          | 0       | 5  |  |
| SPAIN   | SANCHEZ Daniel         | HORN Martin            | 6      | 7      | 15      | 6                 | 9        | 7      | 15     | 7      | 5      | 11     | 50    | 38    | 1,315 | 0          | -1      | 9  |  |
|   | GARCIA Ricardo         | GARCIA Ricardo         | 15     | 8      | 4       | 5                 | 15       | 8      | 4      | 6      | 15     | 12     | 53    | 39    | 1,358 | 1          | 1       | 10 |  |
| <br>THE BELGIAN BILLARD BALLS                    |                        | <b>Teams</b>           | T-Car  | T-Inn  | Gen. Av | Total Game Points | +VE Sets | HR     | DRW    | Place  | MP     |        |       |       |       |            |         |    |  |
|   |                        | GERMANY                | 93     | 78     | 1,192   | 0                 | -1       | 9      |        | 2      | 0      |        |       |       |       |            |         |    |  |
|   |                        | SPAIN                  | 110    | 79     | 1,392   | 1                 | 1        | 10     |        | 1      | 2      |        |       |       |       |            |         |    |  |
| <br><i>Union Mondiale de Billard</i>           |                        |                        |        |        |         |                   |          |        |        |        |        |        |       |       |       |            |         |    |  |
| Nation  | Players                | Match players          | S1-Car | S1-Inn | S2-Car  | S2-Inn            | S3-Car   | S3-Inn | S4-Car | S4-Inn | S5-Car | S5-Inn | T-car | T-Inn | Av    | Game Point | Ba-Sets | HR |  |
| NETHERLANDS   | JASPERS Dick           | JASPERS Dick           | 15     | 5      | 15      | 7                 | 15       | 9      |        |        |        |        | 45    | 21    | 2,142 | 1          | 3       | 8  |  |
|   | BURGMAN Raimond        | KASIDOKOSTAS Filipos   | 0      | 4      | 10      | 7                 | 6        | 8      |        |        |        |        | 16    | 19    | 0,842 | 0          | -3      | 3  |  |
| GREECE  | KASIDOKOSTAS Filipos   | BURGMAN Raimond        | 15     | 7      | 11      | 9                 | 9        | 9      |        |        |        |        | 35    | 25    | 1,400 | 0          | 0       | 4  |  |
|   | POLYCHRONOPOULOS Nikos | POLYCHRONOPOULOS Nikos | 7      | 7      | 15      | 9                 | 10       | 9      |        |        |        |        | 32    | 25    | 1,280 | 0          | 0       | 4  |  |
|    |                        | <b>Teams</b>           | T-Car  | T-Inn  | Gen. Av | Total Game Points | +VE Sets | HR     | DRW    | Place  | MP     |        |       |       |       |            |         |    |  |
|   |                        | NETHERLANDS            | 80     | 46     | 1,739   | 1                 | 3        | 8      |        | 1      | 2      |        |       |       |       |            |         |    |  |
|   |                        | GREECE                 | 48     | 44     | 1,090   | 0                 | -3       | 4      |        | 2      | 0      |        |       |       |       |            |         |    |  |
| <br><i>Confédération Européenne de Billard</i> |                        |                        |        |        |         |                   |          |        |        |        |        |        |       |       |       |            |         |    |  |

**World Championship Nat. Teams Three Cushion 14. till 17. February 2008 -- Viersen (GE)**  
*Semi Final Matches*

| Nation  | Players           | Match players     | S1-Car | S1-Inn | S2-Car  | S2-Inn            | S3-Car   | S3-Inn | S4-Car | S4-Inn | S5-Car | S5-Inn  | T-car | T-Inn | Av    | Game Point | Ba-Sets | HR |
|---|-------------------|-------------------|--------|--------|---------|-------------------|----------|--------|--------|--------|--------|---|-------|-------|-------|------------|---------|----|
| KOREA   | KIM Kyung-Roul    | KIM Kyung-Roul    | 2      | 1      | 15      | 6                 | 15       | 9      | 14     | 9      | 11     | 6   | 57    | 31    | 1,838 | 0          | -1      | 7  |
|   | CHOI Sung Won     | BLOMDAHL Torbjorn | 15     | 1      | 13      | 6                 | 14       | 8      | 15     | 10     | 15     | 6   | 72    | 31    | 2,322 | 1          | 1       | 15 |
| SWEDEN A  | BLOMDAHL Torbjorn | CHOI Sung Won     | 15     | 6      | 15      | 8                 | 14       | 12     | 8      | 5      | 15     | 5   | 67    | 36    | 1,861 | 1          | 1       | 9  |
|   | NILSSON Michael   | NILSSON Michael   | 7      | 5      | 13      | 8                 | 15       | 12     | 15     | 6      | 3      | 4   | 53    | 35    | 1,514 | 0          | -1      | 6  |
|  |                   | <b>Teams</b>      | T-Car  | T-Inn  | Gen. Av | Total Game Points | +VE Sets | HR     | DRW    | Place  | MP     |  |       |       |       |            |         |    |
|   |                   | KOREA             | 124    | 67     | 1,850   | 1                 | 0        | 9      |        | 2      | 0      |   |       |       |       |            |         |    |
|   |                   | SWEDEN A          | 125    | 66     | 1,893   | 1                 | 0        | 15     |        | 1      | 2      |   |       |       |       |            |         |    |

| Nation  | Players         | Match players   | S1-Car | S1-Inn | S2-Car  | S2-Inn            | S3-Car   | S3-Inn | S4-Car | S4-Inn | S5-Car | S5-Inn  | T-car | T-Inn | Av    | Game Point | Ba-Sets | HR |
|---|-----------------|-----------------|--------|--------|---------|-------------------|----------|--------|--------|--------|--------|---|-------|-------|-------|------------|---------|----|
| NETHERLANDS   | JASPERS Dick    | JASPERS Dick    | 15     | 8      | 15      | 7                 | 9        | 5      | 11     | 5      | 8      | 4   | 58    | 29    | 2,000 | 0          | -1      | 8  |
|   | BURGMAN Raimond | SANCHEZ Daniel  | 12     | 7      | 11      | 7                 | 15       | 5      | 15     | 6      | 15     | 4   | 68    | 29    | 2,344 | 1          | 1       | 9  |
| SPAIN   | SANCHEZ Daniel  | BURGMAN Raimond | 13     | 18     | 15      | 10                | 15       | 9      | 15     | 6      |        |   | 58    | 43    | 1,348 | 1          | 2       | 5  |
|   | GARCIA Ricardo  | GARCIA Ricardo  | 15     | 19     | 8       | 9                 | 13       | 9      | 6      | 5      |        |   | 42    | 42    | 1,000 | 0          | -2      | 7  |
|  |                 | <b>Teams</b>    | T-Car  | T-Inn  | Gen. Av | Total Game Points | +VE Sets | HR     | DRW    | Place  | MP     |  |       |       |       |            |         |    |
|   |                 | NETHERLANDS     | 116    | 72     | 1,611   | 1                 | 1        | 8      |        | 1      | 2      |   |       |       |       |            |         |    |
|   |                 | SPAIN           | 110    | 71     | 1,549   | 1                 | -1       | 9      |        | 2      | 0      |   |       |       |       |            |         |    |

**World Championship Nat. Teams Three Cushion 14. till 17. February 2008 -- Viersen (GE)**  
*Final Match*

| Nation      | Players           | Match players     | S1-Car | S1-Inn | S2-Car  | S2-Inn            | S3-Car   | S3-Inn | S4-Car | S4-Inn | S5-Car | S5-Inn | T-car | T-Inn | Av    | Game Point | Ba-Sets | HR |
|-------------|-------------------|-------------------|--------|--------|---------|-------------------|----------|--------|--------|--------|--------|--------|-------|-------|-------|------------|---------|----|
| SWEDEN A    | BLOMDAHL Torbjorn | BLOMDAHL Torbjorn | 15     | 8      | 4       | 5                 | 15       | 8      | 8      | 3      | 15     | 4      | 57    | 28    | 2,035 | 1          | 1       | 7  |
|             | NILSSON Michael   | JASPERS Dick      | 5      | 7      | 15      | 6                 | 11       | 7      | 15     | 4      | 6      | 3      | 52    | 27    | 1,925 | 0          | -1      | 8  |
| NETHERLANDS | JASPERS Dick      | NILSSON Michael   | 6      | 8      | 15      | 14                | 15       | 10     | 13     | 8      | 6      | 3      | 55    | 43    | 1,279 | 0          | 0       | 6  |
|             | BURGMAN Raimond   | BURGMAN Raimond   | 15     | 9      | 9       | 13                | 5        | 10     | 15     | 8      | 2      | 3      | 46    | 43    | 1,069 | 0          | 0       | 7  |
|             |                   | <b>Teams</b>      | T-Car  | T-Inn  | Gen. Av | Total Game Points | +VE Sets | HR     | DRW    | Place  | MP     |        |       |       |       |            |         |    |
|             |                   | SWEDEN A          | 112    | 71     | 1,577   | 1                 | 1        | 7      |        | 1      | 2      |        |       |       |       |            |         |    |
|             |                   | NETHERLANDS       | 98     | 70     | 1,400   | 0                 | -1       | 8      |        | 2      | 0      |        |       |       |       |            |         |    |